

Prestige Investment Management Service - Monthly Update

Key Facts

As at 30th November 2023

Model Launch dates

31st May 2008 - 30th September 2012

Minimum investment

Lump Sum - £50,000

Regular Savings - £250 per month

Whitechurch Initial Fee

0% of amount invested

Whitechurch Annual Management Fee*

£50,000 - £200,000 = 0.40%

£200,000 - £300,000 = 0.35%

£300,000 - £400,000 = 0.30%

£400,000 - £500,000 = 0.25%

£500,000 + = 0.20%

Whitechurch Custodian Fee*

0.52% per annum of portfolio value

(charged monthly). Capped at £1,300

Advisory Fees*

To be agreed with Financial Adviser

Risk Ratings

From 3/10 - Low through to 8/10 - High

* Please refer to brochure for full details of charges


Please note underlying fund charges are in addition to the charges listed above.

Whitechurch Prestige Portfolios

The Whitechurch Prestige portfolios offer a range of risk levels and objectives:

	Investment Objective			
	Income	Income and Growth	Capital Growth	Aggressive Growth
10	It is not feasible for Whitechurch to construct active, managed portfolios for risk categories that fall into 9 and 10. This is because there is a lack of investment vehicles and options available that we would be able to utilise in order to provide a truly active and diverse portfolio to meet such a speculative strategy. However, investors whose risk profile is 9 or 10 may want to consider balancing their total investment position with an Aggressive Growth 8 out of 10 portfolio.			
9				
8	✗	✗	✗	✓
7	✗	✓*	✓	✗
6	✓	✓*	✓	✗
5	✓	✓*	✓	✗
4	✓	✓*	✓	✗
3	✓	✓	✓	✗
2	It is not feasible for Whitechurch to construct active, managed portfolios for risk categories that fall into 1 and 2. This is because there is a lack of investment vehicles and options available that we would be able to utilise in order to provide a truly active and diverse portfolio. If investors are looking to reduce the risk of a portfolio for a short period, we can provide a cash reserve facility (risk profile 2).			
1				

Award Winning Services



Signatory of:



Whitechurch
Securities Ltd
WEALTH MANAGERS

Tel: 0117 452 1207

E-mail: info@whitechurch.co.uk

Website: www.whitechurch.co.uk

Performance to 30th November 2023

Start	31/10/2023	31/08/2023	31/05/2023	30/11/2022	30/11/2020	30/11/2018	30/11/2020
End	30/11/2023	30/11/2023	30/11/2023	30/11/2023	30/11/2023	30/11/2023	30/11/2023
Performance Comparison Table	1M	3M	6M	12M	3 Years	5 Years	Volatility (3 Years)
Prestige Capital Growth 3	1.4%	0.6%	0.4%	0.7%	-0.2%	5.2%	4.0%
Prestige Income & Growth 3	1.5%	1.2%	1.2%	1.9%	-0.9%	4.5%	3.9%
Prestige Income 3	1.5%	1.3%	1.2%	1.6%	-0.7%	2.0%	3.8%
BoE Base Rate + 2%	0.6%	1.8%	3.5%	6.6%	12.3%	18.1%	0.6%
Prestige Capital Growth 4	3.0%	1.1%	1.4%	2.2%	2.6%	11.3%	6.0%
Prestige Income & Growth 4	2.8%	0.9%	0.9%	1.4%	1.2%	9.1%	5.1%
Prestige Income 4	2.9%	1.1%	0.9%	1.1%	0.2%	7.6%	4.9%
ARC £ Cautious PCI	2.2%	1.0%	1.2%	1.0%	-0.8%	8.5%	4.5%
Prestige Capital Growth 5	4.1%	0.8%	0.9%	0.7%	0.6%	10.5%	8.2%
Prestige Income & Growth 5	4.1%	1.1%	1.1%	1.5%	2.7%	10.9%	7.8%
Prestige Income 5	4.1%	1.2%	1.4%	2.6%	4.9%	1.1%	7.0%
ARC £ Balanced Asset PCI	3.0%	0.8%	1.5%	1.1%	2.0%	13.4%	6.3%
Prestige Capital Growth 6	4.6%	0.2%	0.1%	-0.9%	0.3%	14.0%	9.2%
Prestige Income & Growth 6	4.3%	0.4%	0.3%	0.7%	4.4%	12.2%	8.5%
Prestige Income 6	4.2%	0.8%	0.9%	2.2%	8.6%	15.2%	7.8%
ARC £ Steady Growth PCI	3.5%	0.5%	1.6%	1.4%	4.5%	18.0%	7.8%
Prestige Capital Growth 7	4.9%	0.2%	0.3%	0.1%	2.9%	26.6%	10.5%
Prestige Income & Growth 7	4.5%	0.4%	0.3%	0.9%	6.2%	18.4%	9.7%
ARC £ Equity Risk PCI	4.0%	0.3%	1.5%	1.5%	6.3%	22.8%	9.2%
Prestige Aggressive Growth	4.8%	0.2%	0.2%	0.1%	2.3%	24.4%	11.2%
ARC £ Equity Risk PCI	4.0%	0.3%	1.5%	1.5%	6.3%	22.8%	9.2%

Performance figures are calculated to 30/11/2023 net of fees in sterling. Unit Trust prices are calculated on a bid-to-bid basis OEICs, Investment Trust and Share prices are calculated on a mid to mid basis, with net income reinvested. The value of investments and any income will fluctuate and investors may not get back the full amount invested. Currency exchange rates may affect the value of investment. ARC benchmark figures are based on estimates and are subject to revision. Bank of England benchmark figures are based on the Base Rate +2% Source: Whitechurch Securities Ltd, FE Analytics.

Whitechurch Securities Ltd, The Old Chapel, 14 Fairview Drive, Redland, Bristol, BS6 6PH. Whitechurch Securities Ltd is authorised and regulated by the Financial Conduct Authority.

FOR UK FINANCIAL ADVISERS ONLY, NOT APPROVED FOR USE BY RETAIL CUSTOMERS AND SHOULDN'T BE RELIED UPON BY ANY OTHER PERSON

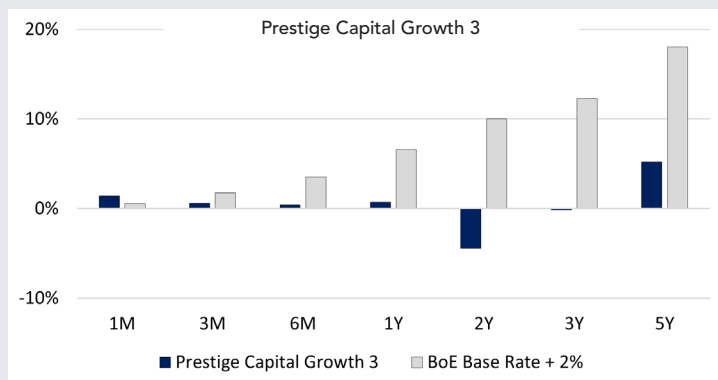
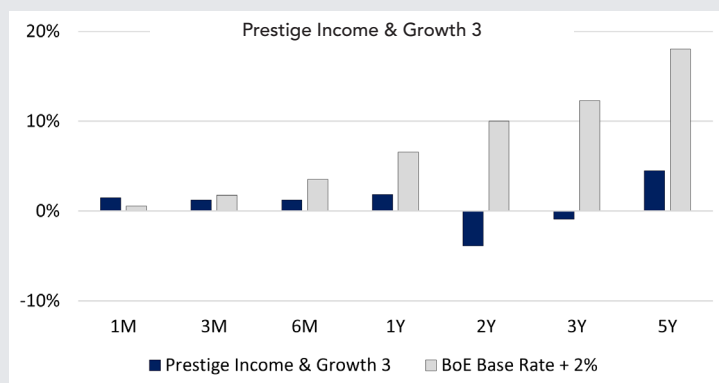
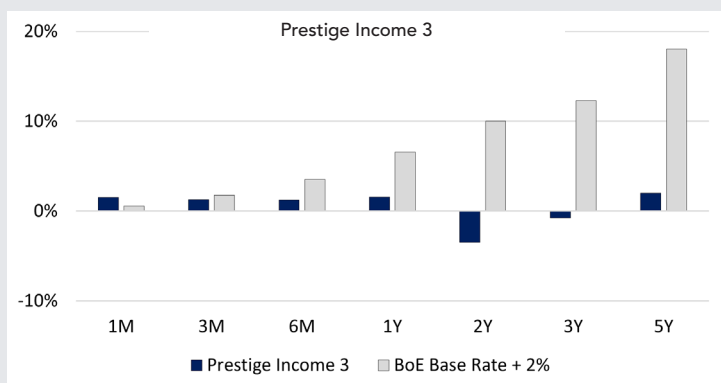
This publication is issued and approved by Whitechurch Securities Limited which is authorised and regulated by the Financial Conduct Authority. This fact sheet is intended to provide information of a general nature and does not represent a personal recommendation of the service. If you are unsure, seek professional advice before making an investment. Whilst we have made great efforts to ensure complete accuracy we cannot accept responsibility for inaccuracies. The past is not necessarily a guide to future performance. The value of investments and any income produced can go down as well as up and you may not get back the full amount invested. Levels and bases of, and reliefs from, taxation are subject to change.

Whitechurch
Securities Ltd
WEALTH MANAGERS

Tel: 0117 452 1207
E-mail: info@whitechurch.co.uk
Website: www.whitechurch.co.uk

FP3647.06.12.23

Risk Level 3 Performance to 30th November 2023



Performance figures are calculated to 30/11/2023 net of fees in sterling. Unit Trust prices are calculated on a bid-to-bid basis OEICs, Investment Trust and Share prices are calculated on a mid to mid basis, with net income reinvested. The value of investments and any income will fluctuate and investors may not get back the full amount invested. Currency exchange rates may affect the value of investment. ARC benchmark figures are based on estimates and are subject to revision. Bank of England benchmark figures are based on the Base Rate +2%. Source: Whitechurch Securities Ltd, FE Analytics.

Whitechurch Securities Ltd, The Old Chapel, 14 Fairview Drive, Redland, Bristol, BS6 6PH. Whitechurch Securities Ltd is authorised and regulated by the Financial Conduct Authority.

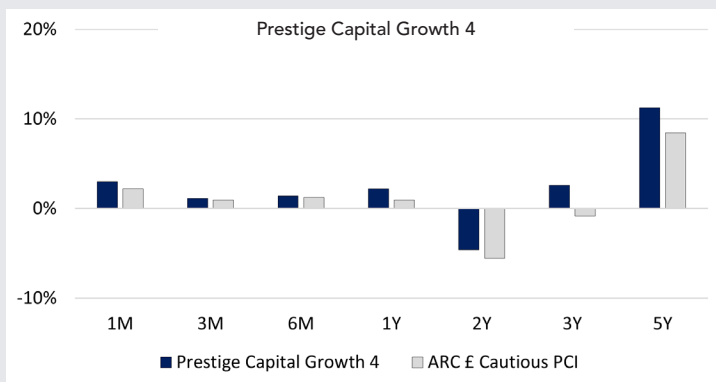
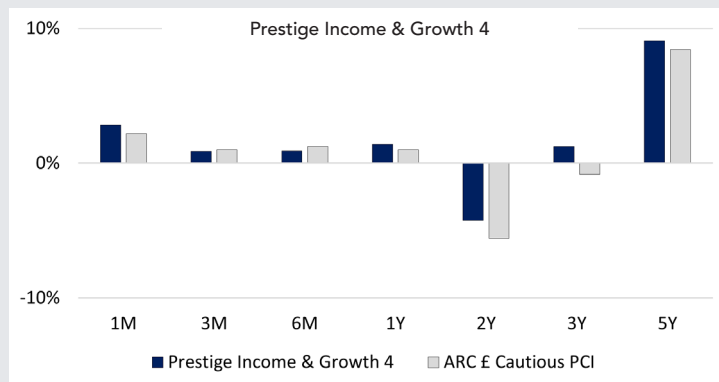
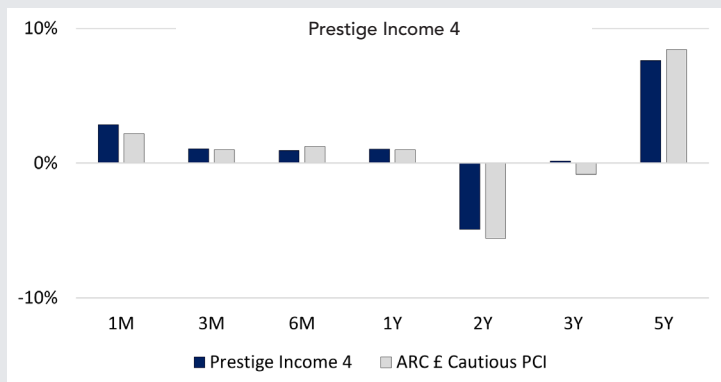
FOR UK FINANCIAL ADVISERS ONLY, NOT APPROVED FOR USE BY RETAIL CUSTOMERS AND SHOULDN'T BE RELIED UPON BY ANY OTHER PERSON

This publication is issued and approved by Whitechurch Securities Limited which is authorised and regulated by the Financial Conduct Authority. This fact sheet is intended to provide information of a general nature and does not represent a personal recommendation of the service. If you are unsure, seek professional advice before making an investment. Whilst we have made great efforts to ensure complete accuracy we cannot accept responsibility for inaccuracies. The past is not necessarily a guide to future performance. The value of investments and any income produced can go down as well as up and you may not get back the full amount invested. Levels and bases of, and reliefs from, taxation are subject to change.

Whitechurch
Securities Ltd
WEALTH MANAGERS

Tel: 0117 452 1207
E-mail: info@whitechurch.co.uk
Website: www.whitechurch.co.uk

Risk Level 4 Performance to 30th November 2023



Performance figures are calculated to 30/11/2023 net of fees in sterling. Unit Trust prices are calculated on a bid-to-bid basis OEICs, Investment Trust and Share prices are calculated on a mid to mid basis, with net income reinvested. The value of investments and any income will fluctuate and investors may not get back the full amount invested. Currency exchange rates may affect the value of investment. ARC benchmark figures are based on estimates and are subject to revision. Bank of England benchmark figures are based on the Base Rate +2%. Source: Whitechurch Securities Ltd, FE Analytics.

Whitechurch Securities Ltd, The Old Chapel, 14 Fairview Drive, Redland, Bristol, BS6 6PH. Whitechurch Securities Ltd is authorised and regulated by the Financial Conduct Authority.

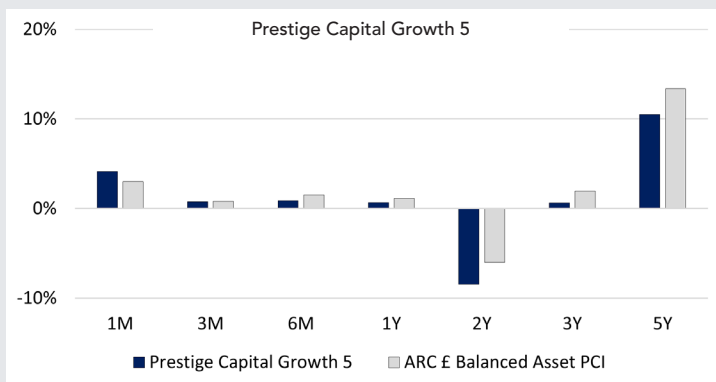
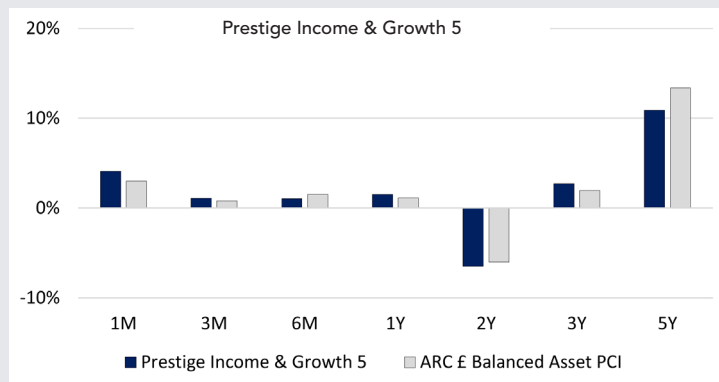
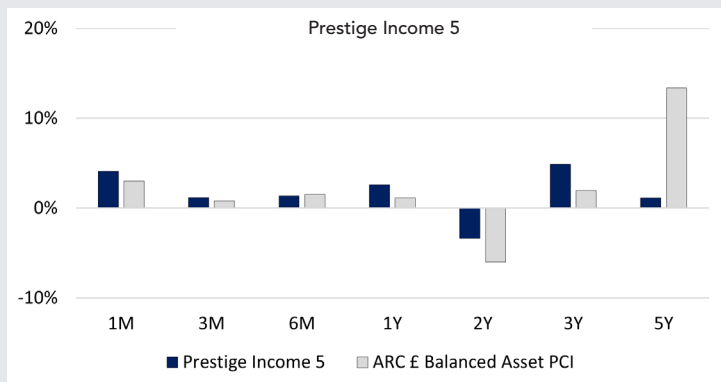
FOR UK FINANCIAL ADVISERS ONLY, NOT APPROVED FOR USE BY RETAIL CUSTOMERS AND SHOULDN'T BE RELIED UPON BY ANY OTHER PERSON

This publication is issued and approved by Whitechurch Securities Limited which is authorised and regulated by the Financial Conduct Authority. This fact sheet is intended to provide information of a general nature and does not represent a personal recommendation of the service. If you are unsure, seek professional advice before making an investment. Whilst we have made great efforts to ensure complete accuracy we cannot accept responsibility for inaccuracies. The past is not necessarily a guide to future performance. The value of investments and any income produced can go down as well as up and you may not get back the full amount invested. Levels and bases of, and reliefs from, taxation are subject to change.

Whitechurch
Securities Ltd
WEALTH MANAGERS

Tel: 0117 452 1207
E-mail: info@whitechurch.co.uk
Website: www.whitechurch.co.uk

Risk Level 5 Performance to 30th November 2023



Performance figures are calculated to 30/11/2023 net of fees in sterling. Unit Trust prices are calculated on a bid-to-bid basis OEICs, Investment Trust and Share prices are calculated on a mid to mid basis, with net income reinvested. The value of investments and any income will fluctuate and investors may not get back the full amount invested. Currency exchange rates may affect the value of investment. ARC benchmark figures are based on estimates and are subject to revision. Bank of England benchmark figures are based on the Base Rate +2%. Source: Whitechurch Securities Ltd, FE Analytics.

Whitechurch Securities Ltd, The Old Chapel, 14 Fairview Drive, Redland, Bristol, BS6 6PH. Whitechurch Securities Ltd is authorised and regulated by the Financial Conduct Authority.

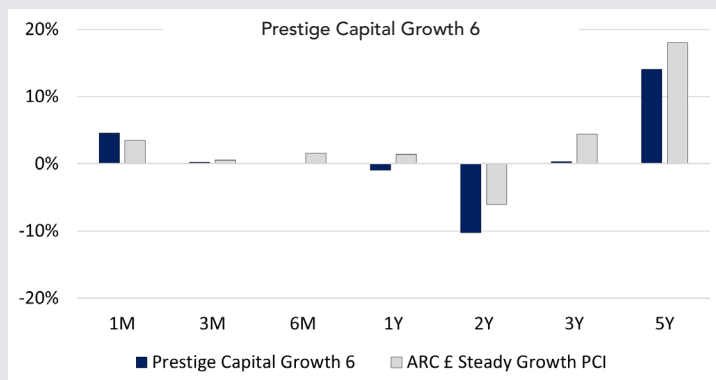
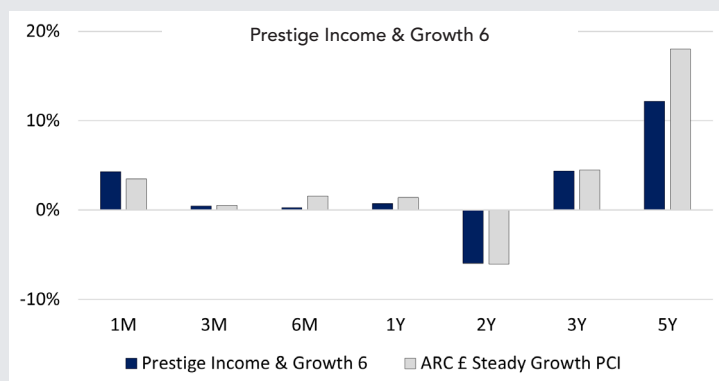
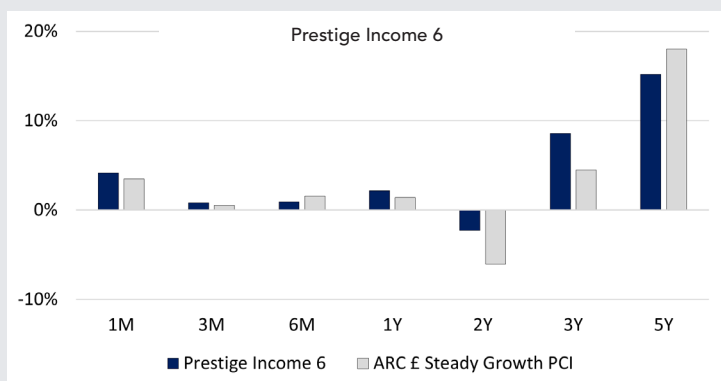
FOR UK FINANCIAL ADVISERS ONLY, NOT APPROVED FOR USE BY RETAIL CUSTOMERS AND SHOULDN'T BE RELIED UPON BY ANY OTHER PERSON

This publication is issued and approved by Whitechurch Securities Limited which is authorised and regulated by the Financial Conduct Authority. This fact sheet is intended to provide information of a general nature and does not represent a personal recommendation of the service. If you are unsure, seek professional advice before making an investment. Whilst we have made great efforts to ensure complete accuracy we cannot accept responsibility for inaccuracies. The past is not necessarily a guide to future performance. The value of investments and any income produced can go down as well as up and you may not get back the full amount invested. Levels and bases of, and reliefs from, taxation are subject to change.

Whitechurch
Securities Ltd
WEALTH MANAGERS

Tel: 0117 452 1207
E-mail: info@whitechurch.co.uk
Website: www.whitechurch.co.uk

Risk Level 6 Performance to 30th November 2023



Performance figures are calculated to 30/11/2023 net of fees in sterling. Unit Trust prices are calculated on a bid-to-bid basis OEICs, Investment Trust and Share prices are calculated on a mid to mid basis, with net income reinvested. The value of investments and any income will fluctuate and investors may not get back the full amount invested. Currency exchange rates may affect the value of investment. ARC benchmark figures are based on estimates and are subject to revision. Bank of England benchmark figures are based on the Base Rate +2%. Source: Whitechurch Securities Ltd, FE Analytics.

Whitechurch Securities Ltd, The Old Chapel, 14 Fairview Drive, Redland, Bristol, BS6 6PH. Whitechurch Securities Ltd is authorised and regulated by the Financial Conduct Authority.

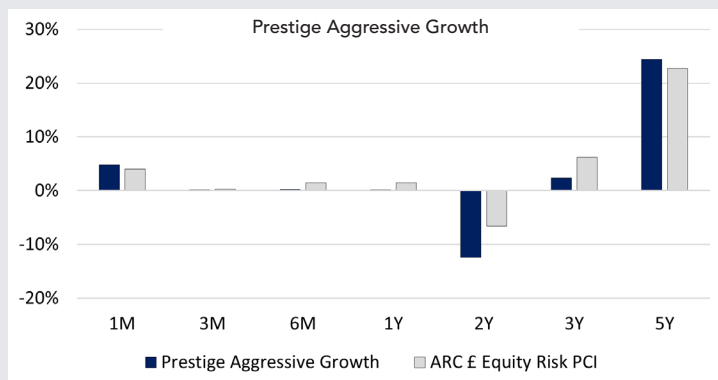
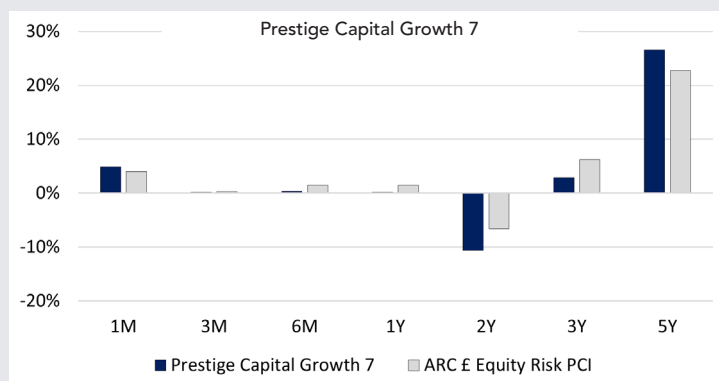
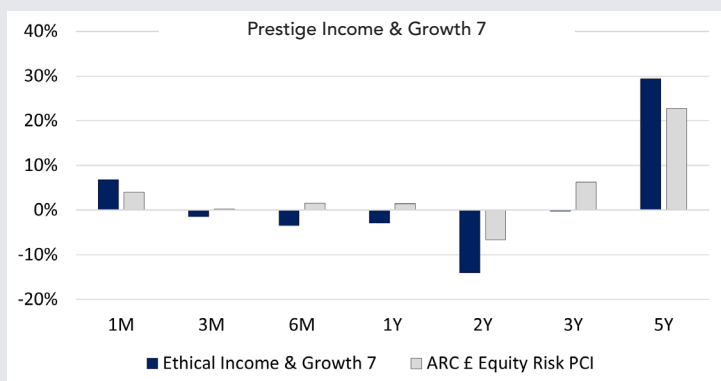
FOR UK FINANCIAL ADVISERS ONLY, NOT APPROVED FOR USE BY RETAIL CUSTOMERS AND SHOULDN'T BE RELIED UPON BY ANY OTHER PERSON

This publication is issued and approved by Whitechurch Securities Limited which is authorised and regulated by the Financial Conduct Authority. This fact sheet is intended to provide information of a general nature and does not represent a personal recommendation of the service. If you are unsure, seek professional advice before making an investment. Whilst we have made great efforts to ensure complete accuracy we cannot accept responsibility for inaccuracies. The past is not necessarily a guide to future performance. The value of investments and any income produced can go down as well as up and you may not get back the full amount invested. Levels and bases of, and reliefs from, taxation are subject to change.

Whitechurch
Securities Ltd
WEALTH MANAGERS

Tel: 0117 452 1207
E-mail: info@whitechurch.co.uk
Website: www.whitechurch.co.uk

Risk Level 7 & 8 Performance to 30th November 2023



Performance figures are calculated to 30/11/2023 net of fees in sterling. Unit Trust prices are calculated on a bid-to-bid basis OEICs, Investment Trust and Share prices are calculated on a mid to mid basis, with net income reinvested. The value of investments and any income will fluctuate and investors may not get back the full amount invested. Currency exchange rates may affect the value of investment. ARC benchmark figures are based on estimates and are subject to revision. Bank of England benchmark figures are based on the Base Rate +2%. Source: Whitechurch Securities Ltd, FE Analytics.

Whitechurch Securities Ltd, The Old Chapel, 14 Fairview Drive, Redland, Bristol, BS6 6PH. Whitechurch Securities Ltd is authorised and regulated by the Financial Conduct Authority.

FOR UK FINANCIAL ADVISERS ONLY, NOT APPROVED FOR USE BY RETAIL CUSTOMERS AND SHOULDN'T BE RELIED UPON BY ANY OTHER PERSON

This publication is issued and approved by Whitechurch Securities Limited which is authorised and regulated by the Financial Conduct Authority. This fact sheet is intended to provide information of a general nature and does not represent a personal recommendation of the service. If you are unsure, seek professional advice before making an investment. Whilst we have made great efforts to ensure complete accuracy we cannot accept responsibility for inaccuracies. The past is not necessarily a guide to future performance. The value of investments and any income produced can go down as well as up and you may not get back the full amount invested. Levels and bases of, and reliefs from, taxation are subject to change.

Whitechurch
Securities Ltd
WEALTH MANAGERS

Tel: 0117 452 1207
E-mail: info@whitechurch.co.uk
Website: www.whitechurch.co.uk